

TEL. 9554725, 55110031

PABX-575,

Mail: fxdeal@janatabank-bd.com

Exchange Rate Circular - 130

EFFECTIVE DATE: 19-24 July 2021

JANATA BANK LIMITED

TREASURY DEPT.(FRONT OFFICE)

HEAD OFFICE, DHAKA

INDICATIVE ONLY: Rates may vary in the

same day

For Previous Rate Sheet Click

<https://goo.gl/URA0t4>

DATE: 19 Jul 2021

Monday

A) CROSS RATE OF SYD, TOK, HKG &amp; S.E ASIAN MARKETS AS ON 19/07/2021

	GBP/USD	EUR/USD	USD/JPY	USD/C.DLR	USD/S.FRA	AUD/USD
SELLING	1.3757	1.1805	109.9400	1.2540	0.9191	0.7438
BUYING	1.3753	1.1804	109.9500	1.2540	0.9195	0.7438

B) JANATA BANK LTD'S CASH CURRENCY &amp; T.C TO PUBLIC TK PER UNIT OF FOREIGN CURRENCY

SELLING	CURRENCY	BUYING	SELLING	CURRENCY	BUYING
86.9000	US Dollar	84.5000	23.5000	Saudi Riyal	20.7000
116.3000	G. B. Pound	110.3000	24.0000	UAE. Dirham	21.5000
103.5000	Euro	99.0000	20.8000	MAL.Ringit	18.0000
63.6858	Aus. Dollar	54.2358	1.2400	Indian Rupee	1.1500

BE SAME AS SELLING T.T.&amp; O.D AND BUYING O.D. TRANSFER

SELLING		NAME OF CURRENCY	BUYING			
T.T.& O.D.	B.C.		T.T.CLEAN	T.T.DOC	O.D.SIGHT EXP.BILLS	O.D. TRANSFER
84.9500	84.9500	US Dollar	84.2000	84.1500	84.1000	83.9000
118.9398	119.0811	G. B. POUND	115.3204	115.1467	114.9067	114.4467
102.3272	102.5626	EURO	98.4507	97.7945	97.6527	97.4609
0.7959	0.8022	JP.YEN	0.7689	0.7621	0.7608	0.7105
69.7418	69.9197	CAN.DLR	68.3272	68.2499	68.0428	67.3901
93.8633	94.0255	SWISS.FRANC	92.3805	92.1827	92.0838	91.5472
223.0000	222.7810	OMANIAN RIYAL	219.1501	211.9164	211.2743	203.0454
11.2500	11.4206	H.K.DLR	10.9110	10.8994	10.8676	10.8358
63.4427	66.1552	SING.DLR	62.4061		61.1579	57.4340
2.6109	2.6153	THI.BAHT	2.5779		2.5676	2.5601
20.3462	20.3656	MAL.RINGIT	20.0901		20.0101	19.9516
23.3010	23.3092	UAE.DIRHAM			22.9816	22.9975
22.8177	22.8757	SAUDI RIYAL			22.5079	22.4400
20.5000	21.7406	QATAR RIYAL				19.0000
280.4264	287.7816	KUWAIT DINAR				251.0000
224.7528	224.0943	BAHRAIN DINAR				216.0355
13.5639	14.1643	CHINESE YUAN				12.5000

D) USANCE RATE:	30 DAYS	60 DAYS	90 DAYS	120 DAYS	150 DAYS	180 DAYS
US Dollar	83.5988	83.1077	82.6165	82.1253	81.6342	81.1430
G. B. POUND	114.2340	113.5613	112.6003	112.2159	111.5432	110.8705
EURO	97.0784	96.5041	95.6837	95.3555	94.7812	94.2069

E) FORWARD RATE:		1 MONTH	2 MONTHS	3 MONTHS	6 MONTHS	1 YEAR
SELLING	US Dollar	85.5270	85.8040	86.1309	87.3119	0.0000
BUYING	US Dollar	84.6053	85.0604	85.3158	86.5315	0.0000


F) NFCD INTT RATE, EFFECT ON: 16.07.2021 To 31.07.2021	1 MONTH	3 MONTHS	6 MONTHS	12 MONTHS
US Dollar	0.08342	0.13391	0.15175	0.24152
G. B. POUND	0.05275	0.07656	0.09888	0.19564
EURO	0.00000	0.00000	0.00000	0.00000


G) LIBOR AS ON 16/07/2021, 60 DAYS 0.11075 90 DAYS 0.13425 180 DAYS 0.15213


H) INDICATIVE RATE OF 01 SDR, USD WITH NTL, CUR OF ACU MEMBERS AS IMF RATE 16/07/2021	IN.RS	N.RS	SL.RS	PK.RS	BD TK	USD
USD 1	74.6232	111.3247	177.1034	136.1198	84.5800	
SDR 1	106.1644	158.3787	251.9603	193.6540	120.3297	1.4227

IN CASE OF AUS. DOLLAR CASH RATE WILL BE USED FOR T.T ALSO

Rates mentioned in row C, D, E and F are applicable only for bank's own customers.

  
Md. Nur Islam  
PO  
Prepared By

  
Syeda Hasinatul Jannat  
SPO  
Checked By

  
Shipra Biswas  
AGM  
Authorized Signature

  
Md. Yakut Mia  
DGM  
Authorized Signature